



Kit 5870 | 5878 | 5880 | 5880/8R

**5870** H

Art. List: 2203/40 x2 | 5820 x2 | 2207 x2 | 5806 x1 | 2090 x1

Icons: Glass, Weight 50 Kg, 400 ÷ 3000, 1, Door, Window, Soft, Auto

**5878** H

Art. List: 5638 x2 | M8X40 x2 | 5820 x2 | 2207 x2 | 5806 x1 | 2090 x1

Icons: Glass, Weight 70 Kg, 360 ÷ 3000, 1, Door, Window, Soft, Auto

**5880** H

Art. List: 2216/40 x2 | 5820 x2 | 2207 x2 | 5806 x1 | 2090 x1

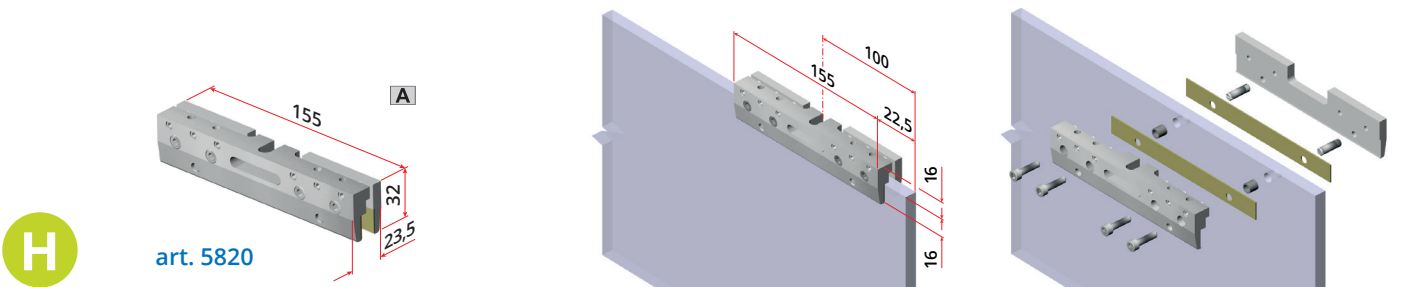
Icons: Glass, Weight 100 Kg, 400 ÷ 3000, 1, Door, Window, Soft, Auto

**5880/8R** H

Art. List: C/ACC8R x2 | M8X35 x2 | 5820 x2 | 2207 x2 | 5806 x1 | 2090 x1

Icons: Glass, Weight 100 Kg, 360 ÷ 3000, 1, Door, Window, Soft, Auto

Morsetto H - Art. 5820 | Clamp H - Art. 5820



Lavorazione porta | Door working

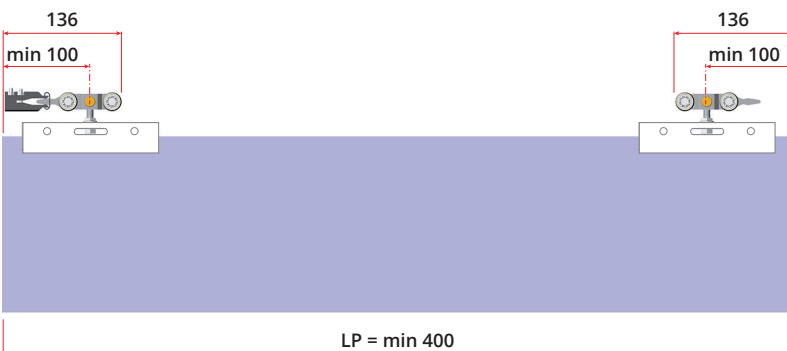
Vetro senza lavorazione | No drilling glass

8 mm, 13 mm, Weight 100 Kg

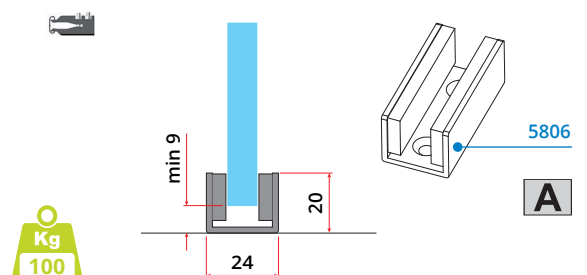
Fori di sicurezza | Safety holes

98, 51, 19,2, 8, 8 mm, 13 mm, Weight 100 Kg

Quote di fissaggio | Fixing measures



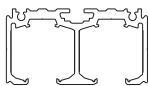
Guida inferiore 5806 | Lower guide 5806



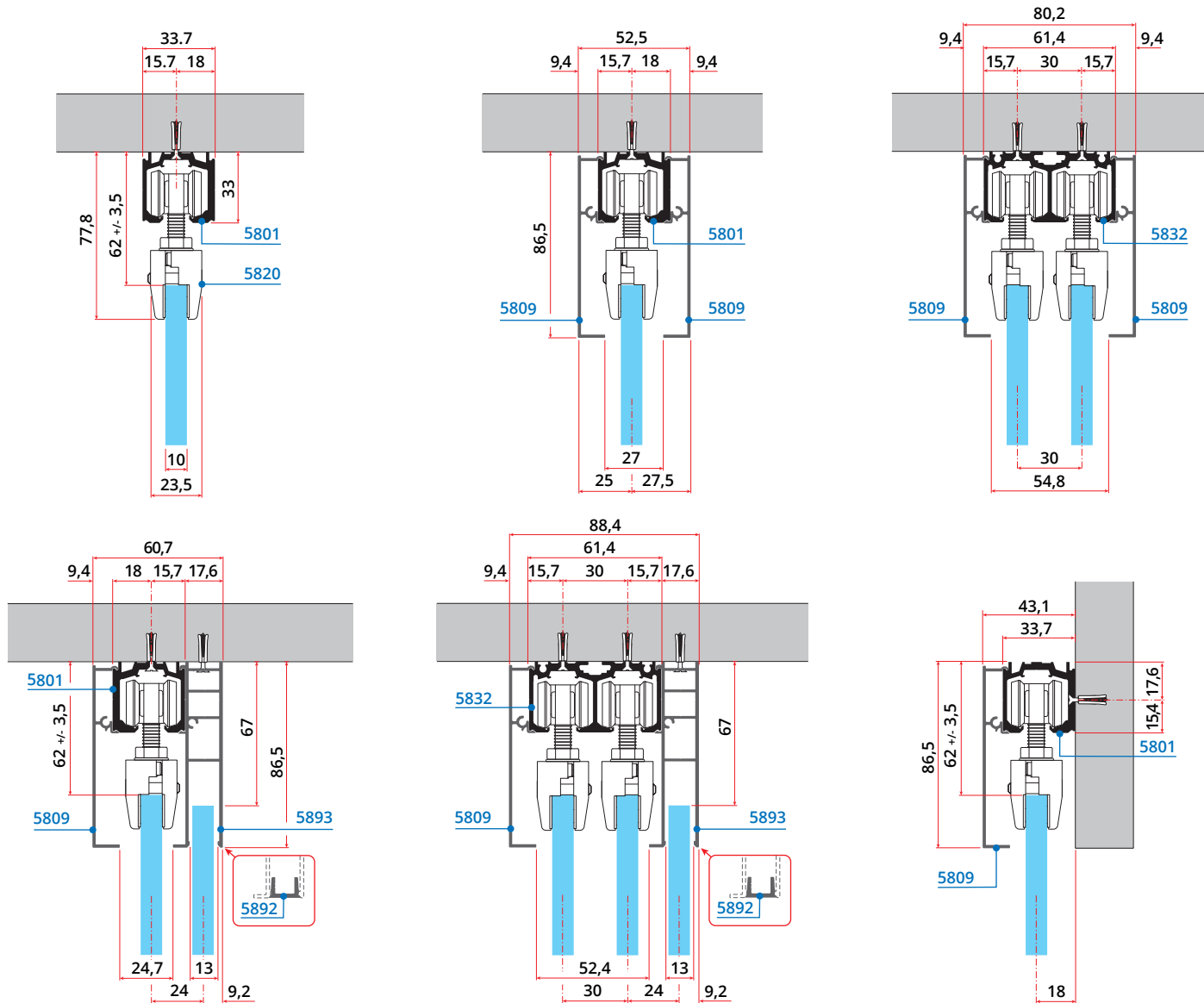
## Applicazioni con binario 5801 e 5832 | Applications with 5801 and 5832 rail



Art. 5801



Art. 5832



## Applicazioni con binario 2201 e 2242 | Applications with 2201 and 2242 rail



Art. 2201



Art. 5832

