

Kit 5861 | 5891/S

5861

Art. List: 2216/40 x2 | 5811 x2 | 2207 x2 | 5806 x1 | 2090 x1

Icons: Kg 100, 400, 3000, 1, SOFT, AUTO

5891/S

Art. List: 2434/35 x1 | 2469/35/S x1 | 5811 x2 | ATTIVATORE/M x2 | 2467 x2 | 5806 x1 | 2090 x1 | 3308 x1

Icons: Kg 100, 700, 3000, 1, SOFT, AUTO

Avvertenze generali | General warnings

E' molto importante fissare i binari in perfetta posizione orizzontale.
It is very important to fix the rails in perfect horizontal position.

Rimuovere detriti e polvere dal binario, se in dotazione tramite la spugna 220.
Remove debris and dust from the rail, if available using the sponge 220.

Stringere le viti con moderazione per evitare danneggiamenti. Dopo il posizionamento stringere le viti fino portarle a filo.
Tighten the screws with moderation, to avoid breakage. After placement tighten all the screws.

NO (over-tightening)
OK (correct tightening)

Morsetto G - Art. 5811 | Clamp G - Art. 5811

art. 5811

Quote di fissaggio | Fixing measures

Vetro senza lavorazione | No drilling glass

Kit compatibili Matching kits
5861
Kg 100

Kit compatibili Matching kits
5891/S
SOFT
Corsa | Run 60 mm
Kg 100

Guida inferiore 5806 | Lower guide 5806

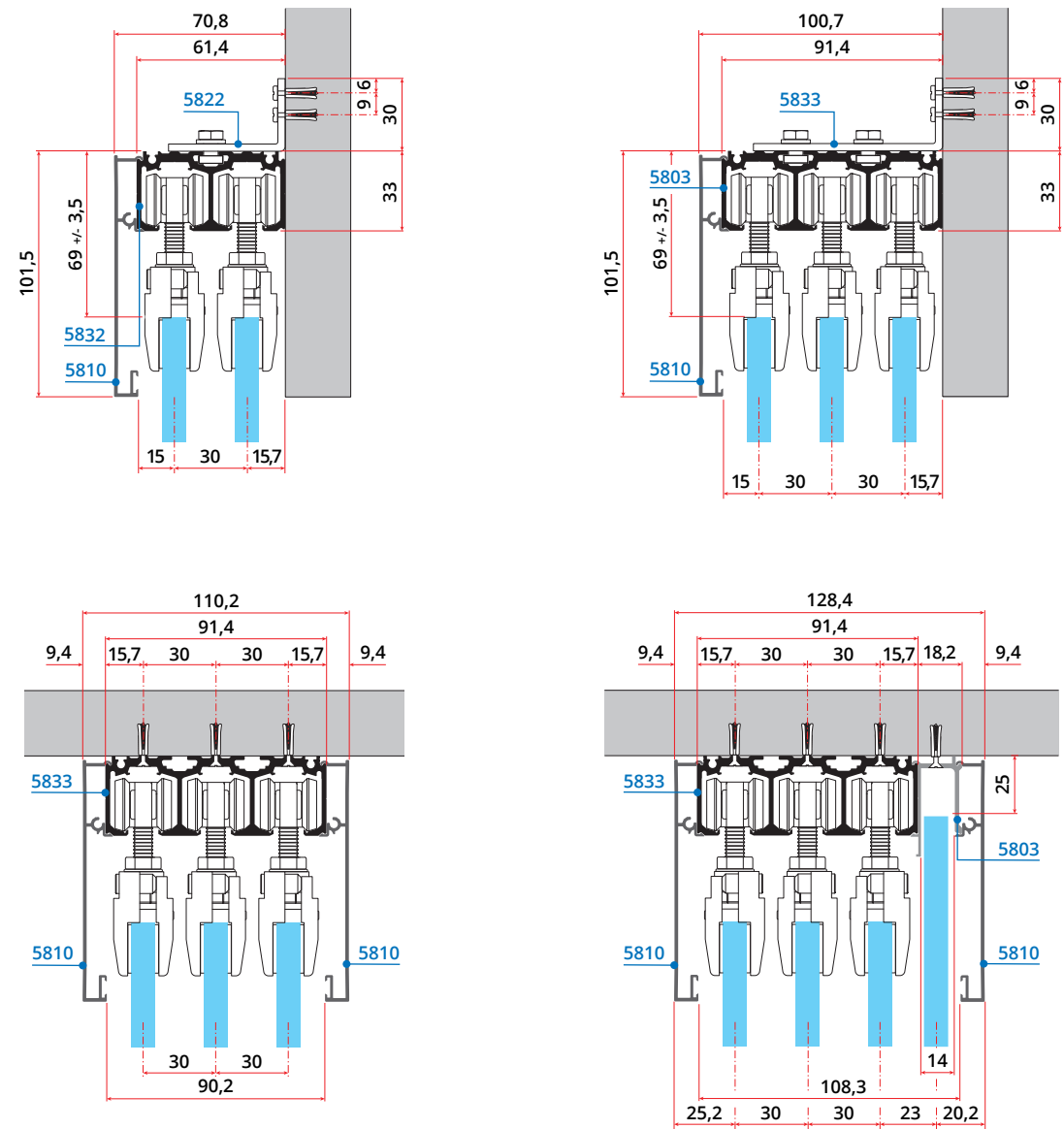
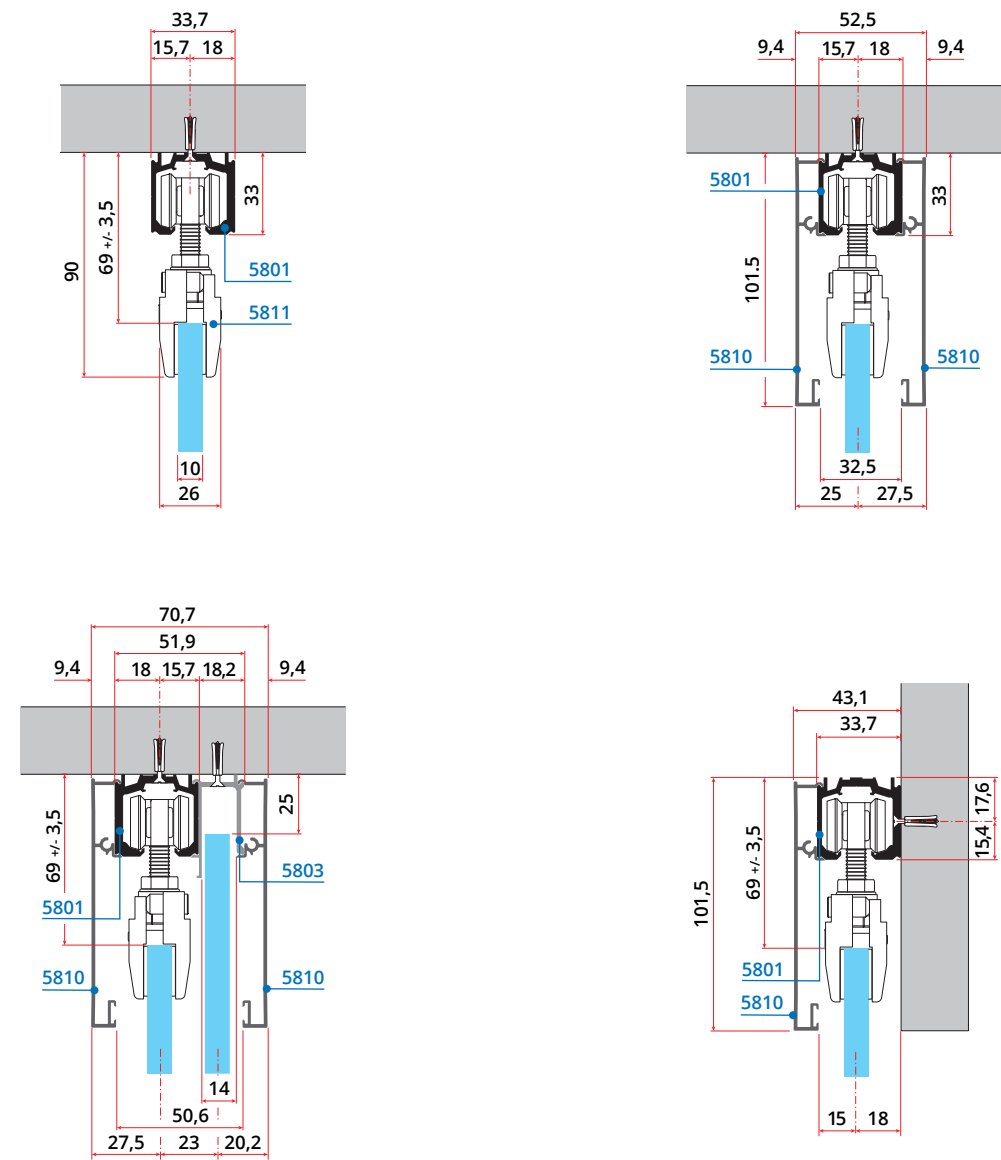
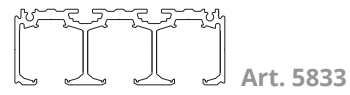
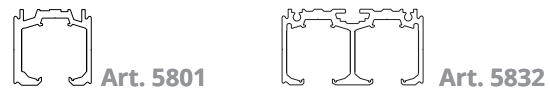
www.villes2000.com

made in italy

Sul nostro canale i video delle istruzioni di montaggio | Videos of the assembly instructions on our channel

www.youtube.com/Villes2000video

Applicazioni con binario 5801, 5832 e 5833 | Applications with 5801, 5832 and 5833 rail



Applicazioni con binario 2201 e 2242 | Applications with 2201 and 2242 rail

