




Serie 3200

Link to

Serie 2100

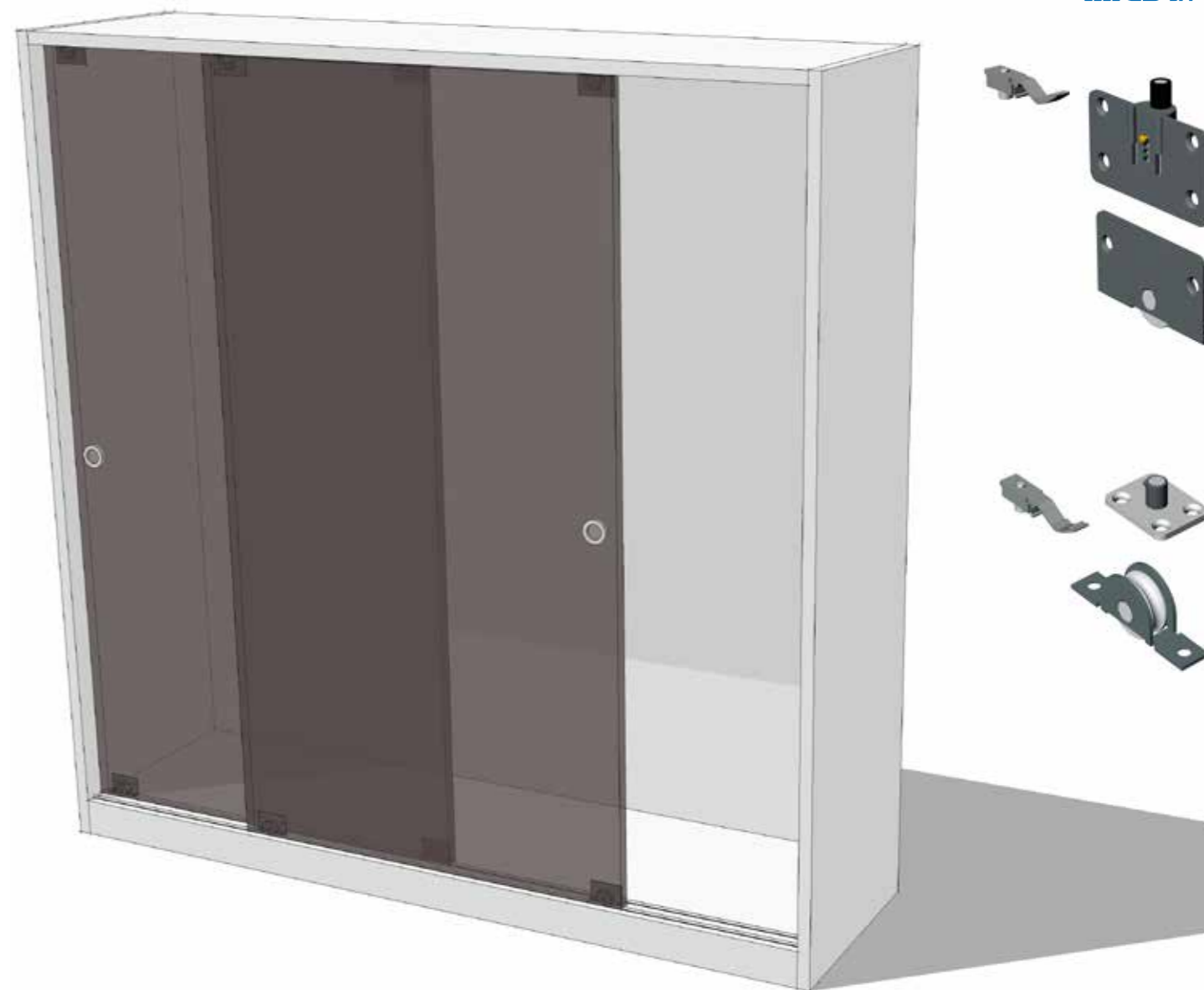


**Mobile
Furniture**

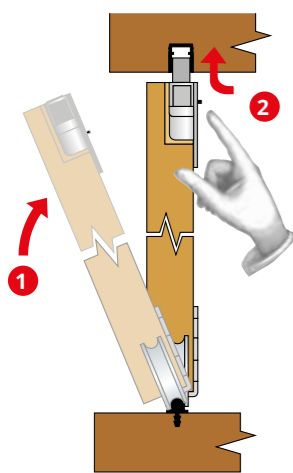


Sistema scorrevole con carrelli inferiori con battuta e a scomparsa

Sliding system with lower carriages with doorstop and foldaway

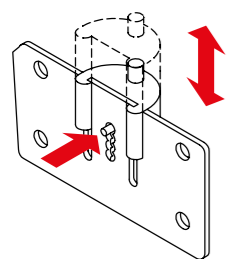


A Serie 3200 A - Montaggio delle ante | *Serie 3200 A - Doors mounting*



Kit compatibili
Matching kits
3220

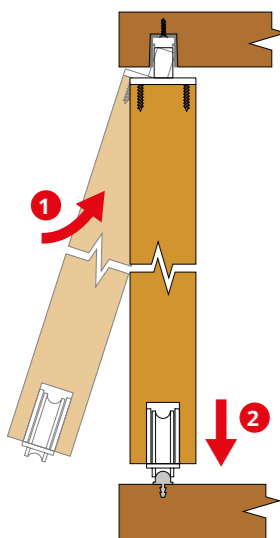
- 1 Inserire correttamente il carrello inferiore nel binario.
Correctly insert the lower carriage on the rail.
- 2 Raddrizzare l'anta e inserire a scatto la guida superiore nel binario superiore.
Straighten the door clicking the upper guide in the upper railway.



Kit compatibili
Matching kits
3220

La guida superiore, dotata di perno rotante in nylon, si estrae premendo il pulsante indicato.
The upper guide, with nylon roller pin, is pulled out by pressing the indicated button.

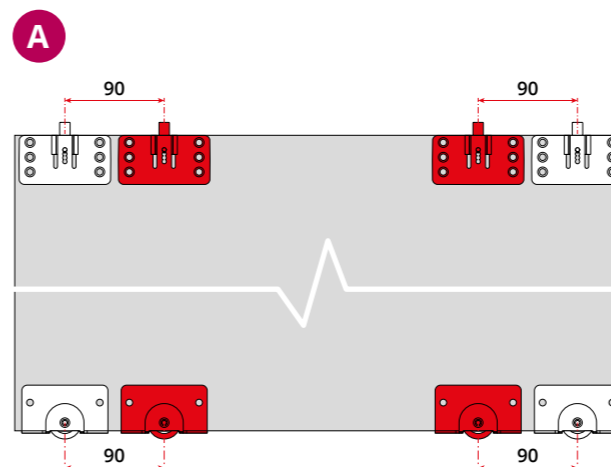
B Serie 3200 B - Montaggio delle ante | *Serie 3200 B - Doors mounting*



Kit compatibili
Matching kits
3210

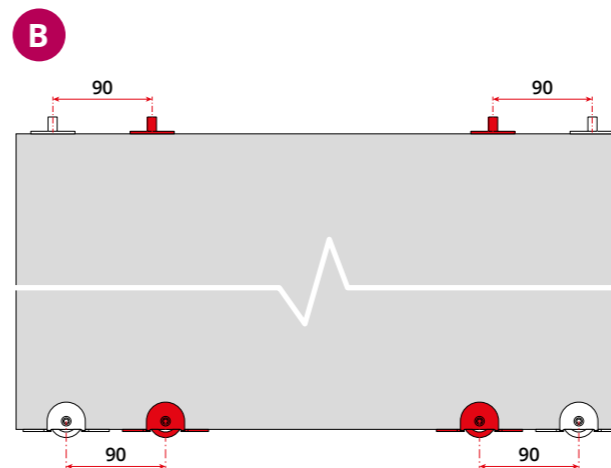
- 1 Inclinare l'anta e inserire la guida rotante superiore nel binario.
Raddrizzare l'anta e spingerla verso l'alto.
Tilt the door and insert the upper rotating guide into the rail. Straighten the door and push it upwards.
- 2 Rilasciare l'anta verso il basso per inserirla nel binario inferiore.
Release the door downwards to insert it into the lower rail.

Versione per portate fino a 90 Kg | *Version for loads up to 90 kg*



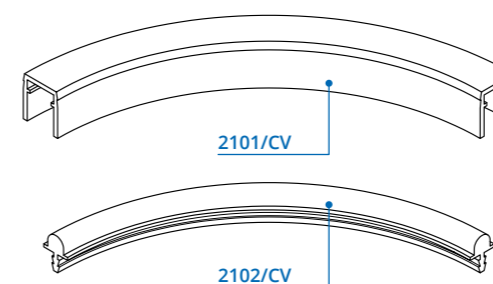
Kit compatibili
Matching kits
2 x 3220

Per portate fino a 90 Kg utilizzare 2 kit per ogni anta, accoppiandoli ad una distanza di 90 mm.
For loads up to 90 kg use 2 kits for each door, coupling them at a distance of 90 mm.



Kit compatibili
Matching kits
2 x 3210

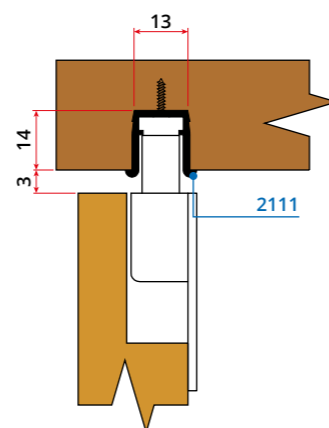
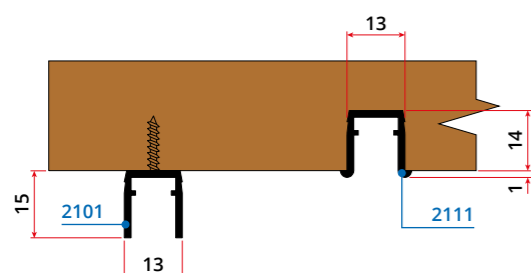
Binari e profili flessibili | *Flexible rails and profiles*



Con la Serie 3200 i profili in PVC sono adattabili manualmente ad ante curve.
With Serie 3200, PVC profiles can be manually adjusted to curved doors.

Varianti e optional | *Variants and optionals*

Binario da incasso 2111 utilizzabile in alternativa al 2101
Recessed rail 2111 usable as an alternative to 2101



Lista Kit e profili principali | *Kits list and main profiles*



3210

Art. List: 2107/SX x1 | 2107/DX x1 | 2205 x2 | 3201 x2 | 2090 x1

Icons: Kg 60, 400-3000, 1, SOFT, AUTO

3220

Art. List: 2107/SX x1 | 2107/DX x1 | 2103/N x2 | 3202 x2 | 2090 x1

Icons: Kg 60, 400-3000, 1, SOFT, AUTO

