

Kit 5882 | 5882/S



5882 F

Art. List: 5666 x1 | 5669 x1 | M8x35 x2 | 5812 x2 | 5667 x2 | 2467 x2 | 5806 x1 | 2090 x1 | 3308 x1

80 Kg | **640** | **1** | **SOFT** | **AUTO**

5882/S F

Art. List: 5666/S x1 | 5669/S x1 | M8x35 x2 | 5812 x2 | 5667 x2 | 2467 x2 | 5806 x1 | 2090 x1 | 3308 x1

100 Kg | **632** | **1** | **SOFT** | **AUTO**

Avvertenze generali | General warnings

È molto importante fissare i binari in perfetta posizione orizzontale.
It is very important to fix the rails in perfect horizontal position.

Rimuovere detriti e polvere dal binario, se in dotazione tramite la spugna 220.
Remove debris and dust from the rail, if available using the sponge 220.

1 **2**

220 Optional

Stringere le viti con moderazione per evitare danneggiamenti. Dopo il posizionamento stringere le viti fino portarle a filo.
Tighten the screws with moderation, to avoid breakage. After placement tighten all the screws.

NO **OK**

Morsetto F - Art. 5812 | Clamp F - Art. 5812

art. 5812

F

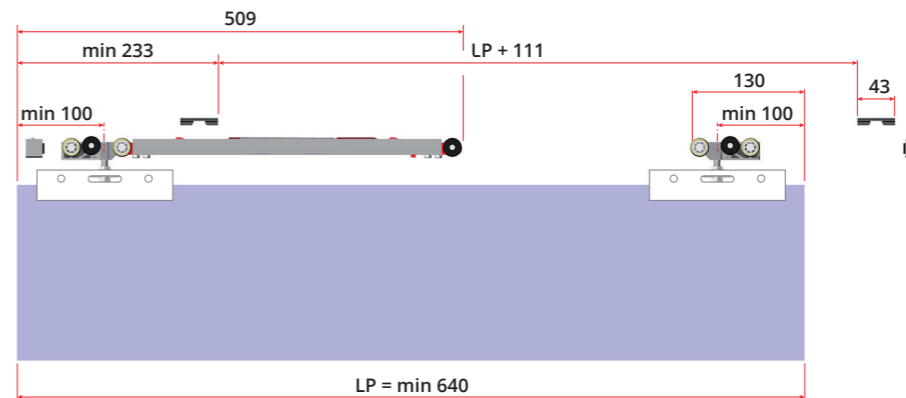
Lavorazione porta | Door working

8 mm | **13 mm** | **100 Kg**

Guida inferiore 5806 | Lower guide 5806

5806 **A**

Quote di fissaggio | Fixing measures



Easy-on system

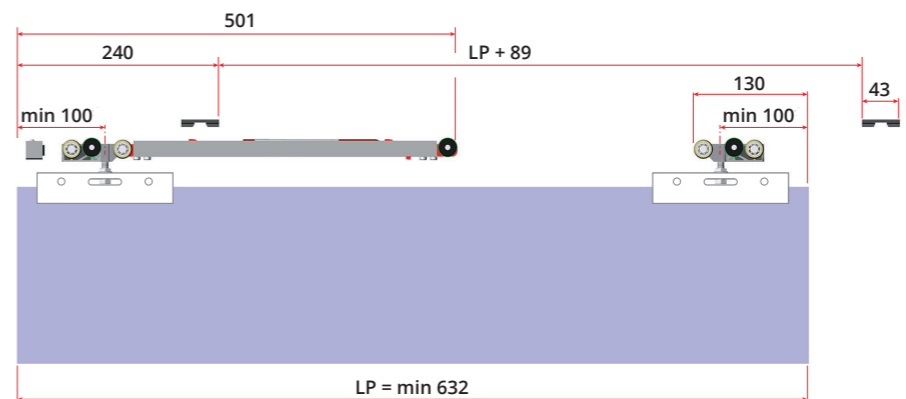
Kit compatibili Matching kits

5882

SOFT

Corsa | Run 50 mm

80 Kg



Easy-on system

Kit compatibili Matching kits

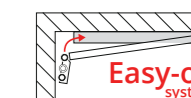
5882/S

SOFT

Corsa | Run 60 mm

100 Kg

Sistema Easy-on | Easy-on system



Preparazione binario | Rail preparation

A Opzione standard Standard option

B Opzione fresata Milling option

min. 50

Sequenza di montaggio kit Easy-on | Kit Easy-on assembly sequence

1 Fissare il binario con le viti e pulire con art 220. Fix the rail with the screws and clean by art 220.

2 Inserire il fermo di finecorsa, l'attivatore e il carrello. Insert the stopper, the activator and the carriage.

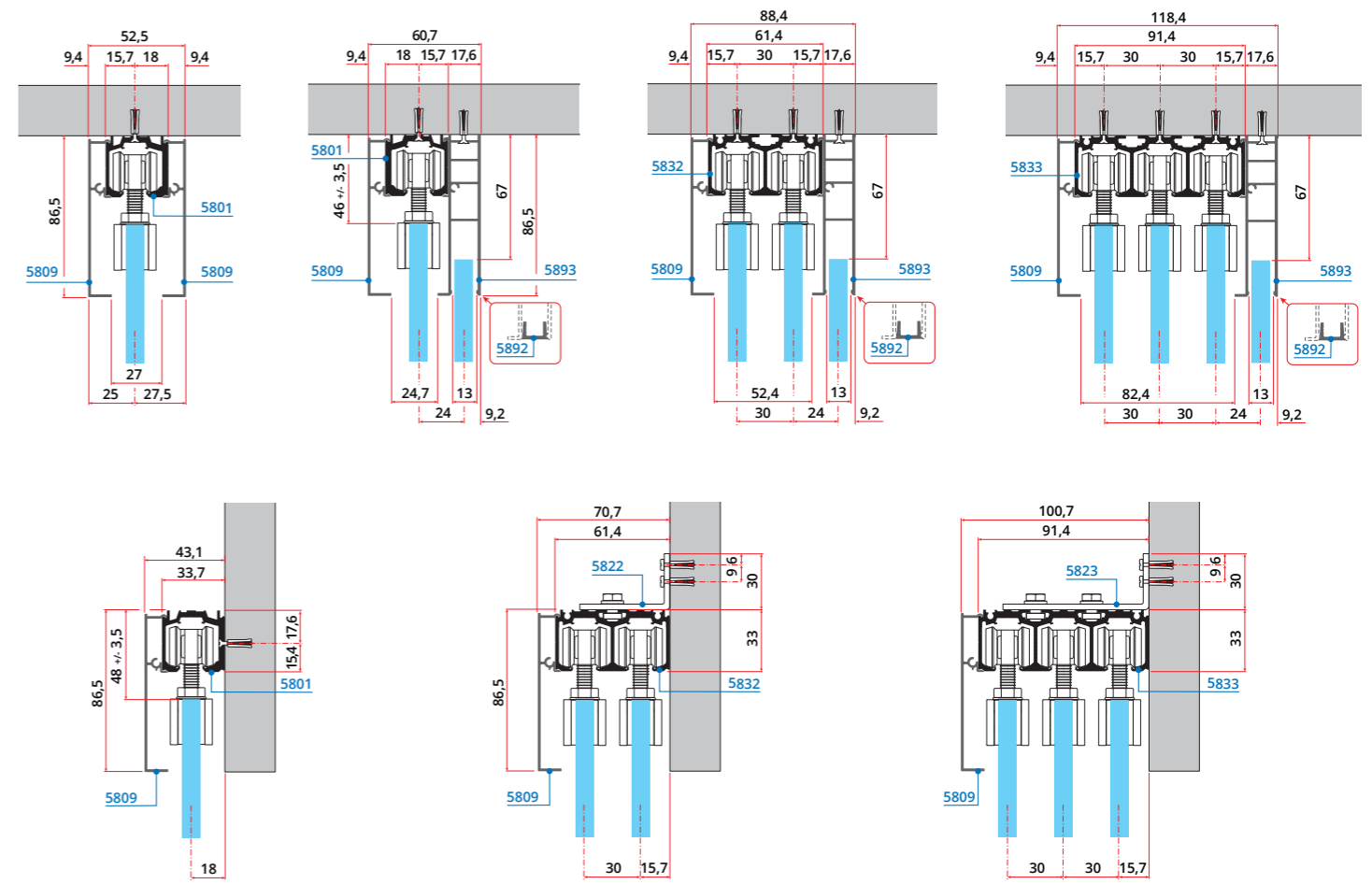
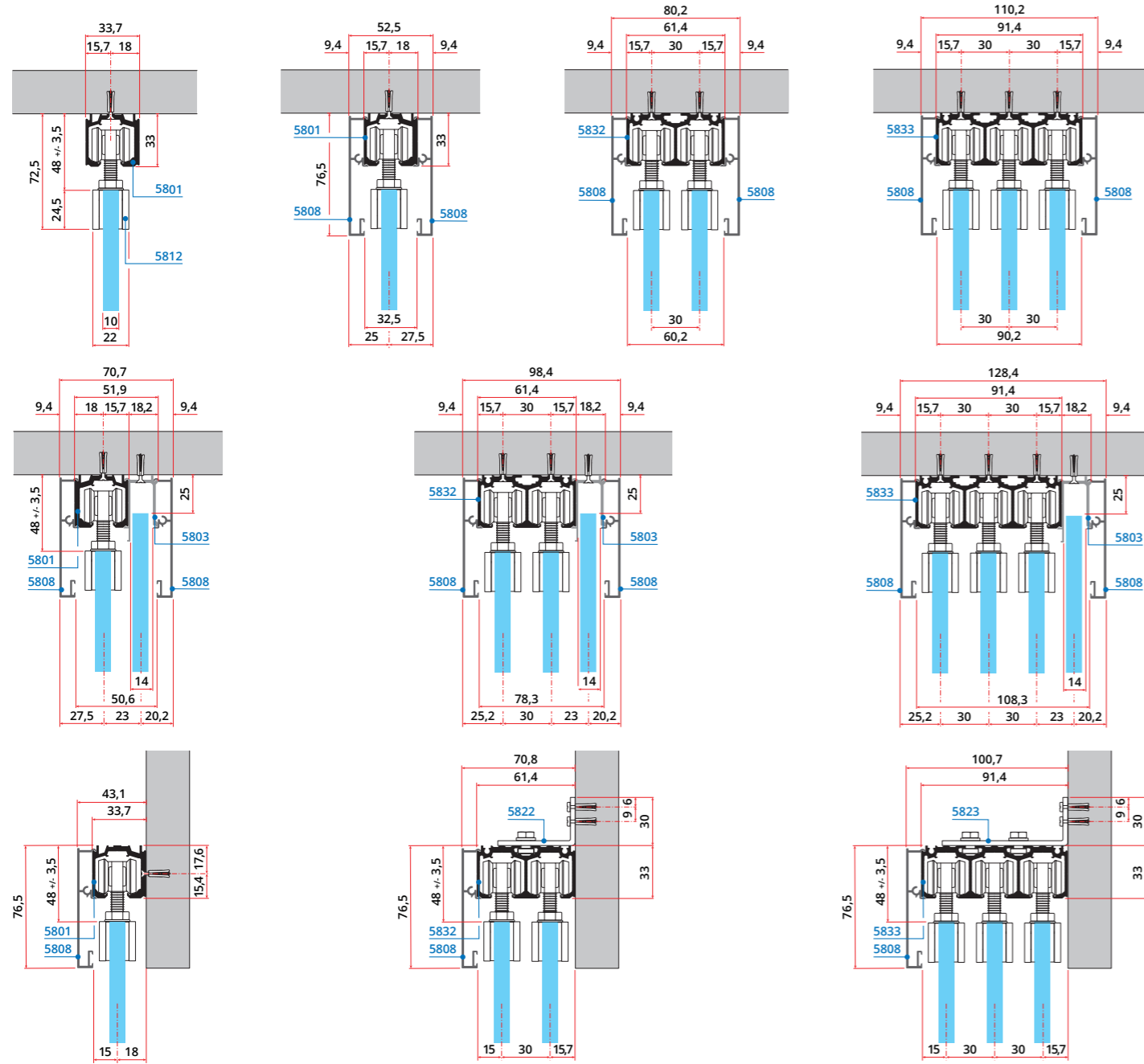
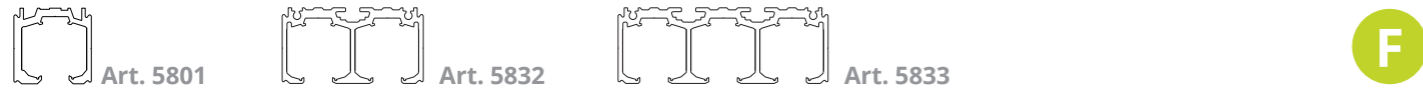
3 Inserire il soft close system. Insert the soft close system.

4 Far scorrere il soft close system. Slide the soft close system.

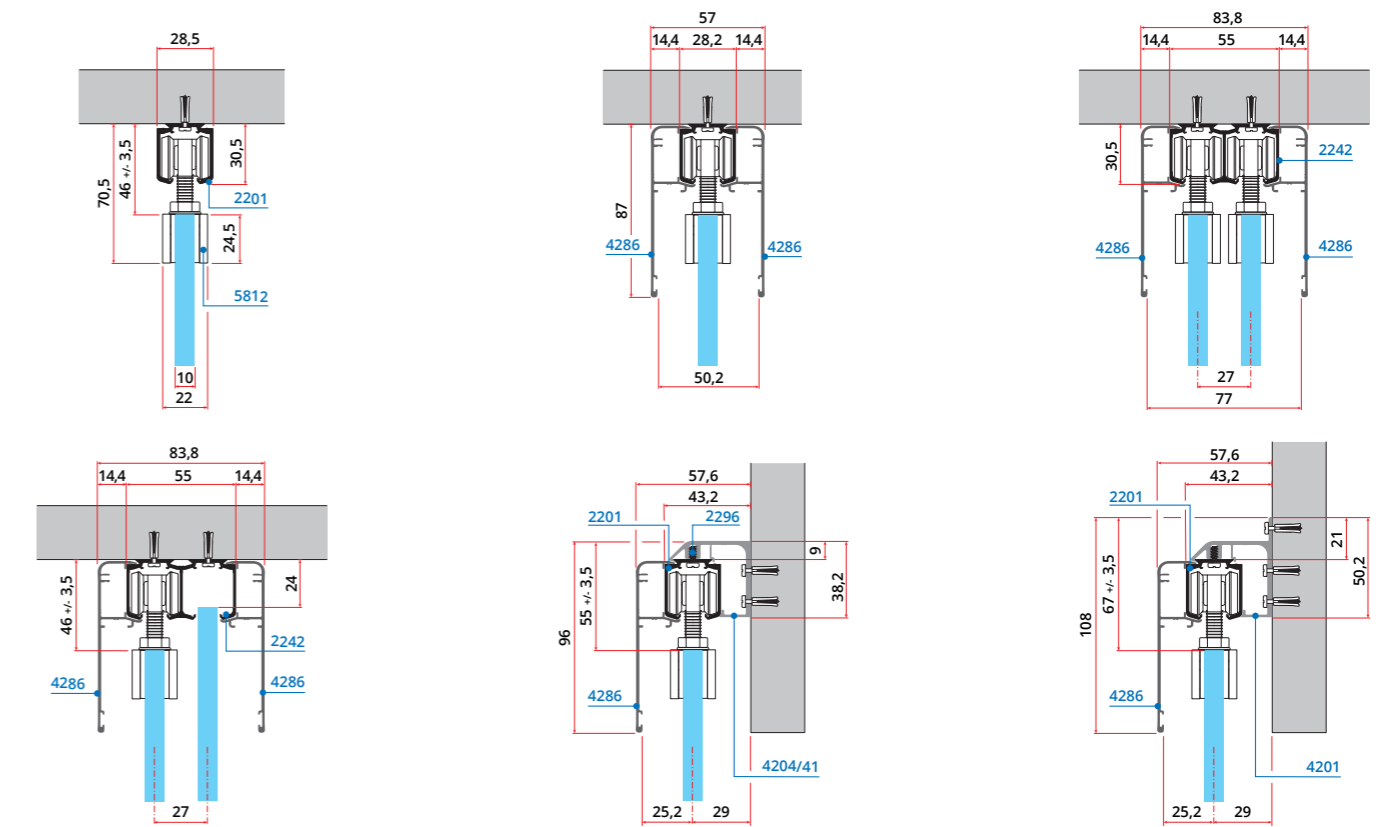
5 Inserire il 2° carrello. Insert 2° carriage.

6 Opz. "A": inserire 2° attivatore, 2° fermo e il terminale binario art 2201. "A" option: insert 2° activator, 2° stopper and the rail terminal art 2201.

Applicazioni con binario 5801, 5832 e 5833 | Applications with 5801, 5832 and 5833 rail



Applicazioni con binario 2201 e 2242 | Applications with 2201 and 2242 rail



Variante con copertura alluminio 5809 - 5893 | Variant with aluminium cover 5809 - 5893

